



emco mat systems

emcobad

emcobau

emcoklima

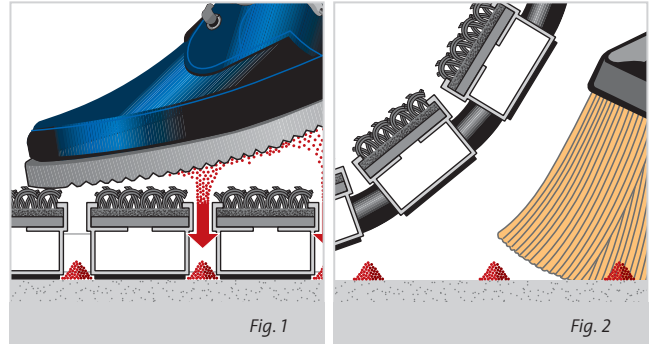
EMCO

emco entrance matting: effective, durable, functional and versatile

The entrance area gives the first impression of a building, so it is especially important to create an area, which is integrated with the overall architecture of the building. As the market leader in project-led dirt collection systems emco has been setting the standard in this area for more than 40 years.

With the proven DIPLOMAT and MARSHALL ranges, as well as numerous special constructions, emco ensures that dirt and moisture are not brought into a building beyond the entrance. With its 3-zone cleaning concept emco provides a system of matching entrance mats and floor coverings, which follow on from one another to block coarse and fine dirt as well as moisture.

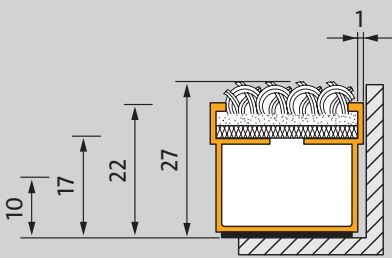
As well as pure functionality full architectural integration can be achieved through the use of shapes and colours. Trained specialists are available to help with all design and technical queries. Due to its high levels of service and quality, emco products meet the practical and aesthetic requirements of individual entrances.



emco entrance matting keeps its appearance and effectiveness because the dirt falls through the gaps between the profiles rather than lying on the surface of the mat (Fig.1).

As the mats are rollable any dirt lying in the matwell can easily be swept away (Fig.2) and will not be carried into the building by subsequent visitors.

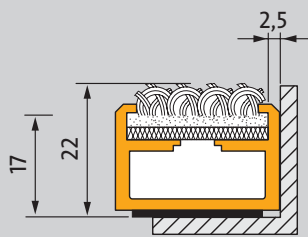
emco DIPLOMAT



The DIPLOMAT matting having profiles with an aluminium thickness of 1 mm are suitable for normal to heavily trafficked areas (up to 2000 visitors per day) and is available with frames in 4 different heights.

With 11 finishes available, made up of a combination of inlays and additional profiles, the emco DIPLOMAT gives a wide choice to suit all situations.

emco MARSHALL

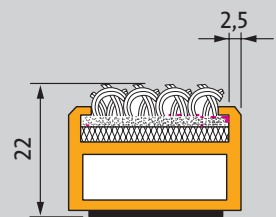


emco MARSHALL and RADIAL mats have profiles with an aluminium thickness of 2.5 mm, so are suitable for areas with heavy to extremely heavy loading requirements (over 5000 visitors per day).

The MARSHALL is available with frames in 2 matting heights, each with 6 possible finishes created through a combination of inlays.

RADIAL mats with curved profiles are provided together with frames as a unit. They are available in a height of 22 mm with 3 different inlays.

emco RADIAL



emco 3-zone cleaning – the ideal combination to reduce dirt

3-zone cleaning is a combined matting system, which is proven for its consistency in dirt reduction and can be individualised to each entrance situation.


The 3-zone system is appropriate for all buildings with a high footfall such as shopping centres, nurseries, schools and any public buildings. The system saves on cleaning costs, protecting

surrounding floor coverings and furnishings. It gives good slip resistance and therefore helps to prevent accidents.

The emco ATTACHÉ clean off material is intended for zone 3 use only and not as a substitute or alternative to zone 1 and/or zone 2, as its primary function is the removal of very fine dirt and moisture.




1 Zone 1 for coarse dirt



Example emco DIPLOMAT 522/CB (cassette brush)

The main system for removal of coarse dirt. The dirt collection well and special frame construction are available for use with the MARSHALL matting in this zone if required.


2 Zone 2 for fine dirt



Example: emco DIPLOMAT 522/R (coarse fibre ribbed inlay)

Fine dirt is brushed off by the hardwearing coarse fibre inlays and is not carried into the building.

3 Zone 3 for moisture



The emco ATTACHÉ clean off system with its outstanding carpet-like fibres is suitable for removal of moisture and any remaining dirt.

1

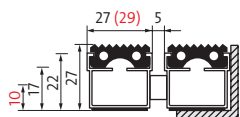
emco DIPLOMAT, MARSHALL and RADIAL in zone 1

for coarse dirt in external areas and covered entrances



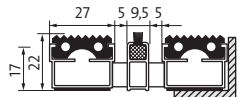
G

with rubber inlay



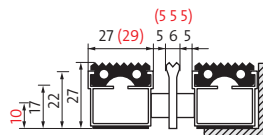
GB

with rubber inlay and alternating brush strip*



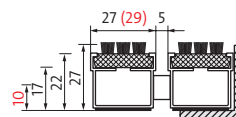
GK

with rubber inlay and alternating scraper bar*



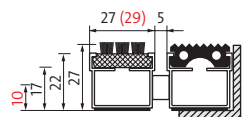
CB

with cassette brush inlay



GCB

with alternating rubber and cassette brush inlays



Values shown in red apply to DIPLOMAT 510 * Not available as the MARSHALL type

2

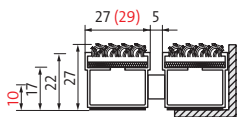
emco DIPLOMAT, MARSHALL and RADIAL in zone 2

for fine dirt in internal areas and covered entrances



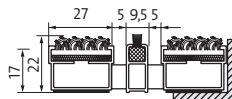
R

with coarse fibre ribbed carpet inlay



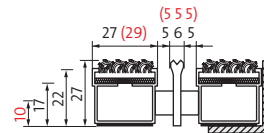
RB

with coarse fibre ribbed carpet inlay and alternating brush strip*



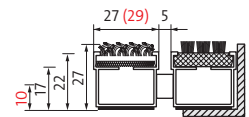
RK

with coarse fibre ribbed carpet inlay and alternating scraper bar*



RCB

with alternating coarse fibre carpet and cassette brush inlays



Values shown in red apply to DIPLOMAT 510 * Not available as the MARSHALL type

3 emco ATTACHÉ clean-off matting in zone 3

for moist dirt in internal areas


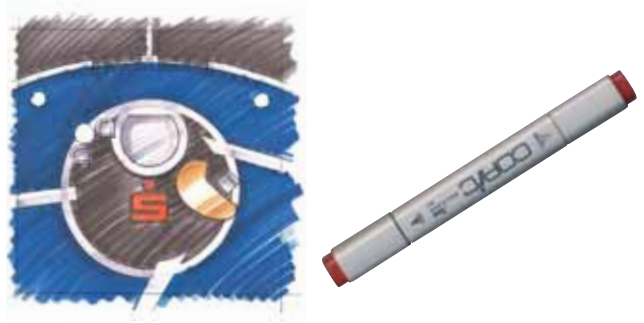
emco ATTACHÉ is a highly developed clean-off mat. Available in 3 differing quality options it is durable and highly abrasive for areas with intensive foot traffic. The material gives the best possible cleaning effect with high moisture absorption.

The more dirt and moisture removed at the entrance, the more other furnishings are protected. The combination of the emco ATTACHÉ with the emco DIPLOMAT and /or MARSHALL ranges in external or intermediate areas provides optimal protection against coarse and fine dirt as well as moisture.

The 'comfort' option offers complete creative freedom as well as a high comfort factor. A choice of 45 standard colours is available, of which up to 16 can be used on one mat!


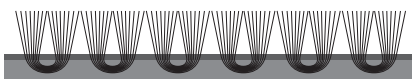
Any pantone colour can be printed at a surcharge. Mats can be single colour or printed to include a company logo; the decision is yours.

With its ranges 'royal', 'elegance', 'harmony' and 'trend' emco offers standard designs ranging from classic to modern in style, which are available in a variety of colour combinations.



ATTACHÉ economy

tufted velour (900 g/m²) in 12 colours



ATTACHÉ comfort

tufted velour (1200 g/m²) in 45 colours and 4 standard design ranges

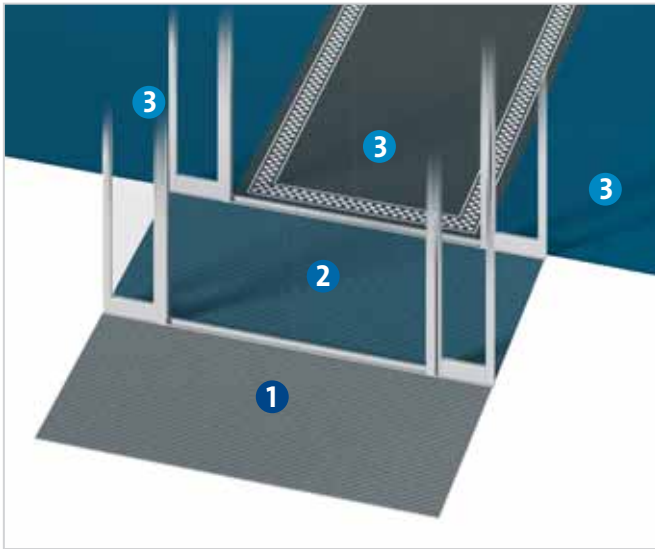


ATTACHÉ RS

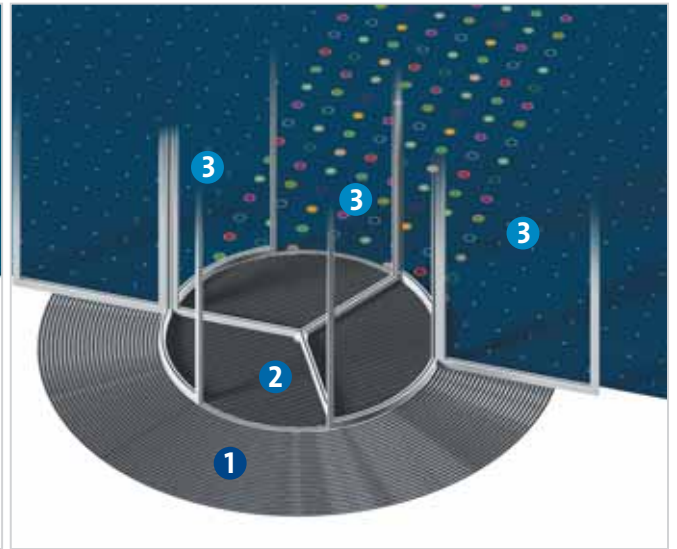
coarse fibre carpet type matting for heavy use, in 12 colours



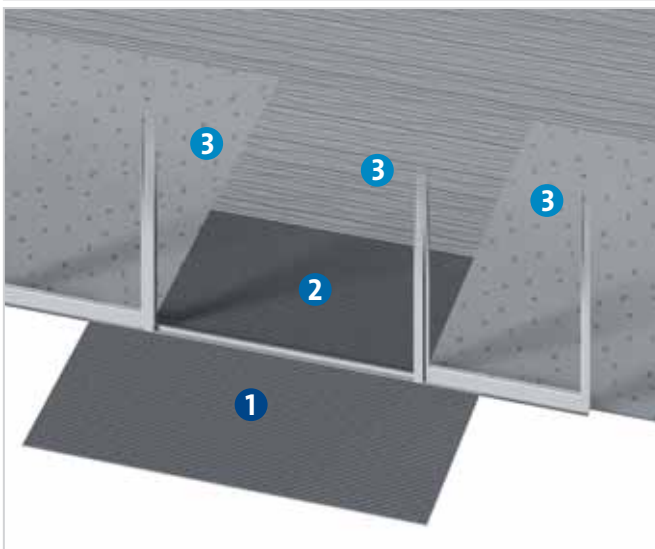
1 2 3 Creative opportunities



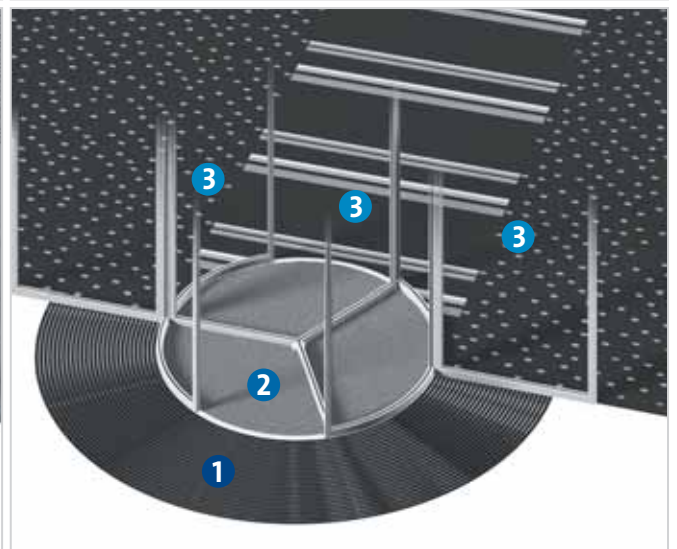
Example-arrangement 1



Example-arrangement 2



Example-arrangement 3



Example-arrangement 4

The components of the emco 3-zone cleaning system can be combined and coordinated in different ways to suit each individual entrance.

Example - arrangement	1 Area with coarse dirt	2 Area with fine dirt	3 Moisture
Example 1	emco DIPLOMAT 527 CB	emco DIPLOMAT 527 R	emco ATTACHÉ comfort Design royal 2
Example 2	emco RADIAL 522 RD/CB	emco MARSHALL 522 S/R	emco ATTACHÉ comfort Design trend 2
Example 3	emco DIPLOMAT 522 CB	emco DIPLOMAT 522 R	emco ATTACHÉ comfort Design elegance 4
Example 4	emco RADIAL 522 RD/G	emco MARSHALL 522 S/R	emco ATTACHÉ comfort Design trend 4

emco entrance matting project accessories

emco frames 500

in standard and special sizes, made of aluminium.
Also available in stainless steel and brass on request.

emco dirt collection wells*

In order to deal effectively with the increased amount of dirt accumulated in extremely heavily trafficked areas dirt collection wells are often necessary.

emco special frame construction*

As an effective alternative to the dirt collection wells emco special frame constructions are ideal for areas with extremely high dirt accumulation where there are long intervals between cleaning.

* For use with emco MARSHALL matting. Dirt collection wells and special frame constructions are each available in 3 models.



emco dirt collection wells



emco frames 500



emco special frame construction (sectional view of model A)

The right to make technical changes is reserved: 23.03.2007